

# LOOPING LINES FOR JAZZ GUITAR

**1** FMaj9 arp.

2 1 3 4 1 4 2 1 4 2 2 1 4 1 2 3 1 3 4 1 4 3 1

DMIN<sup>7</sup> G<sup>7</sup> CMaj<sup>7</sup> CMaj<sup>7</sup>

**2**

2 1 4 3 1 4 3 4 1

CMaj<sup>7</sup> C<sup>b9</sup>

2fr.

**2** G dorian scale

— 1 4 1 2 3 1 3 4 1 2 1 4 2 1 2 3 1 3 1 4 3 1 4 1 2 3 4 3 1 4 2 1 4 2

FMaj<sup>7</sup> D<sup>7(b9)</sup> GMIN<sup>7</sup> C<sup>7(b9)</sup>

— 1 1 4 1 2 3 4

FMaj<sup>7</sup> FMaj<sup>7</sup>

# LOOPING LINES FOR JAZZ GUITAR

**3**

8

BMIN<sup>7(b5)</sup> E<sup>7</sup> AMIN<sup>7</sup> FMAJ<sup>7</sup>

8

AMIN<sup>7</sup> AMIN<sup>(ADD9)</sup>

5fr.

**4**

8

EMIN<sup>7(b5)</sup> A<sup>7</sup> DMIN<sup>7</sup> DMIN<sup>7</sup>

8

DMIN<sup>7</sup> DMIN<sup>6</sup>

# LOOPING LINES FOR JAZZ GUITAR

5

Musical notation for exercise 5, measures 1-4. The key signature is two flats (Bb, Eb) and the time signature is 4/4. The melody is written on a treble clef staff with a starting octave sign (8). Fingerings are indicated above the notes. Chords are GMIN7(b5), C7, FMIN7, and Bb7. The bass line is on a six-string guitar staff with fret numbers 11, 9, 8, 10, 9, 11, 8, 9, 10, 9, 11, 8, 9, 10, 9, 8, 10, 11, 8, 7, 7, 10, 9, 7, 9, 10, 7.

Musical notation for exercise 5, measures 5-6. The key signature is two flats (Bb, Eb) and the time signature is 4/4. The melody is on a treble clef staff with a starting octave sign (8). Fingerings 1 and 3 are shown. Chords are EbMAJ7 and Eb6/9. A guitar diagram shows a 5-fret barre with notes on strings 1, 2, 3, 4, 5, 6. The bass line is on a six-string guitar staff with fret numbers 6, 8, 8, 8, 6, 6, 5, 5.

6

Musical notation for exercise 6, measures 1-4. The key signature is two flats (Bb, Eb) and the time signature is 4/4. The melody is on a treble clef staff with a starting octave sign (8). Fingerings are indicated above the notes. Chords are CMAJ7, EbMAJ7, AbMAJ7, and DbMAJ7. The bass line is on a six-string guitar staff with fret numbers 5, 5, 7, 6, 5, 8, 7, 5, 6, 5, 8, 7, 5, 8, 7, 5, 6, 5, 8, 8, 6, 8, 7, 5, 6, 6, 9, 8, 6, 9, 8, 6.

Musical notation for exercise 6, measures 5-6. The key signature is two flats (Bb, Eb) and the time signature is 4/4. The melody is on a treble clef staff with a starting octave sign (8). Fingerings 1, 1, 3, 2, 1, 4, 1, 2, 3 are shown. Chords are CMAJ7 and CMAJ7. The bass line is on a six-string guitar staff with fret numbers 5, 5, 7, 6, 5, 8, 5, 6, 7.

# LOOPING LINES FOR JAZZ GUITAR

**7**

1 4 3 2 1 4 3 1 1 4 1 2 3 1 3 4 1 2 1 4 1 4 3 1 1 4 1 1

$E^b7$   $E^b7$   $E^b9$   $E^b9$

1 4 3 2 1 4 1 2 2 3

$E^b7$   $E^b7$

**8**

3 4 3 2 1 4 3 1 1 4 1 2 3 2 1 4 2 3 2 1 4 3 2 4 1 3 2 3 1 4 1 2

$D^{MIN7}$

3 4 2 3 1 4 3 2 1

$D^{MIN7}$

Il metodo  
**CHITARRA JAZZ E IMPROVVISAZIONE MELODICA**  
è rivolto a chi vuole approfondire lo studio  
dell'improvvisazione nella chitarra Jazz.


- **32 ESEMPI IN DIVERSE TONALITÀ**
- **4 STUDI MELODICI BASATI SU BRANI STANDARD**
- **OLTRE 90 MINUTI DI VIDEO SU YOUTUBE**
- **SPIEGAZIONI TEORICHE E INDICAZIONI PRATICHE**
- **PENTAGRAMMA, TABLATURA E DITEGGIATURA COMPLETA**
- **INDICAZIONE DEGLI ACCORDI PER L'ACCOMPAGNAMENTO**



**CHITARRA JAZZ**  
**E IMPROVVISAZIONE MELODICA**

Esempi e studi sull'applicazione pratica  
di Tensione e Risoluzione

Ettore Quaglia



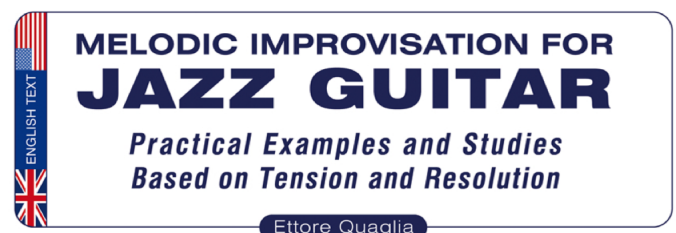

**CHITARRA JAZZ E IMPROVVISAZIONE MELODICA**  
è in vendita su

**amazon.it**

# MELODIC IMPROVISATION FOR JAZZ GUITAR

is a short and condensed method designed to improve students' knowledge of and ability to play 'tasty' single note solos.

- *32 examples in different keys*
- *Melodic studies based on the chord progressions of four Jazz classics*
- *Theoretical analysis and practical application of tension and resolution in solos*
- *Written music, tabs and fingerings provided*
- *Includes written accompanying chords for examples and studies*
- *90+ minutes of free video tutorials on YouTube*



MELODIC IMPROVISATION FOR JAZZ GUITAR  
is available on

